



Waxman Ceramics




ELEMENTS

Glass Mosaic
15x15mm
23.5x23.5mm
15x49mm
15x151mm



mosaic
collection

COLOURS



SP0155
Mercury - 15x15mm



SP0230
Nickel - 23.5x23.5mm



SP0235
Zinc - 23.5x23.5mm



SP0490
Titanium - 15x49mm



SP0495
Chromium - 15x49mm




SP1515
Tungsten - 15x151mm



SP0155 Mercury - 15x15mm



SP0235 Zinc - 23.5x23.5mm



SP1515 Tungsten - 15x151mm

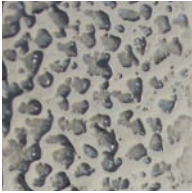


SP1515 Tungsten - 15x151mm

SPECIFICATION

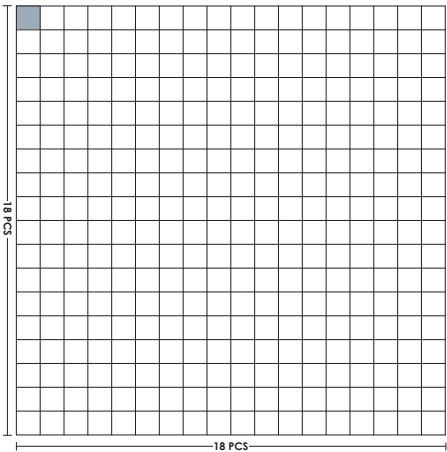


Plain Finish

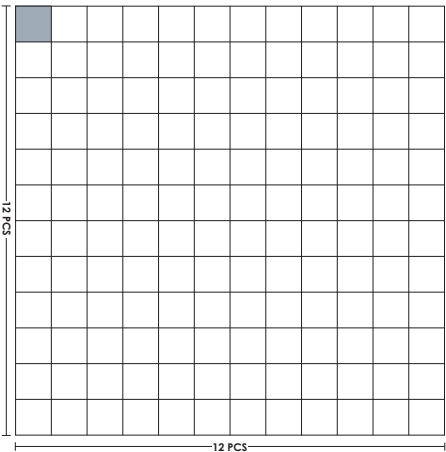


Structured Finish

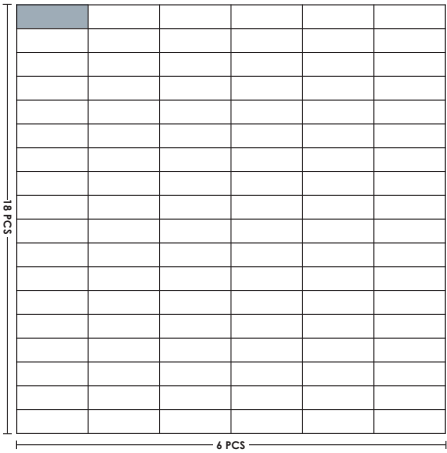
Size	Thickness	Vitrified	Wall		Floor	
			Internal	External	Internal	External
15x15mm	8mm	✓	✓	✓		
23.5x23.5mm	8mm	✓	✓	✓		
15x49mm	8mm	✓	✓	✓		
15x151mm	8mm	✓	✓	✓		



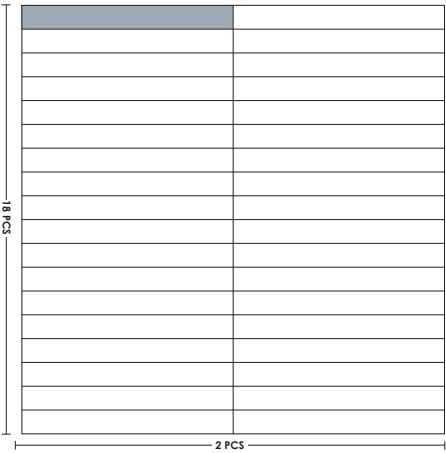
Tile size 15x15mm
Sheet size 30.6x30.6 cm
Backing Mesh backing



Tile size 23.5x23.5mm
Sheet size 30.6x30.6 cm
Backing Mesh backing



Tile size 15x49mm
Sheet size 30.6x30.6 cm
Backing Mesh backing



Tile size 15x151mm
Sheet size 30.6x30.6 cm
Backing Mesh backing

Waxman Ceramics

Head Office **01422 311331**

Grove Mills
Elland
West Yorkshire
HX5 9DZ
England

Email info@waxmanceramics.co.uk
Web www.waxmanceramics.co.uk

Waxman Ceramics Ltd - Part of the Waxman Group

The information contained within this document is, to the best of our knowledge, accurate at the time of production.
We reserve the right to modify this document at any time.
Whilst every attempt has been made to accurately reproduce colours and textures, images used within this document are only intended as a guide.
Please refer to actual product samples before specifying or ordering.

REF: 19/06