



**Waxman Ceramics**




# NUSA

Glazed Porcelain Tiles  
EN14411 Annexe G - Bl a




tile  
collection

# COLOURS



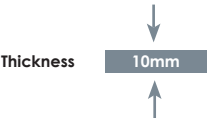
**Jade**  
25x25cm



**Sapphire**  
25x25cm



**Taupe**  
25x25cm



Slip Resistance		
	R11	+36
	C	+40

**A** Anti-Slip

**4** Floor Wear Rating

DECOR



**Botanic Jade**  
25x25cm



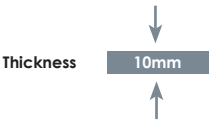
**Botanic Sapphire**  
25x25cm



**Botanic Taupe**  
25x25cm



**Botanic Patterns Supplied Randomly**







Jade & Botanic Jade - 25x25cm





Sapphire and Botanic Sapphire - 25x25cm





Jade & Botanic Jade - 25x25cm





Jade & Botanic Jade - 25x25cm





Sapphire & Botanic Sapphire - 25x25cm





Taupe - 25x25cm





Botanic Taupe - 25x25cm





Taupe - 25x25cm



# SPECIFICATION AND PACKING

---

Suitability	Thickness	Walls		Floors		Frostproof	Colour Variation
		Internal	External	Internal	External		
25x25cm	10mm	✓	✓	✓	✓	✓	V4
25x25cm Botanic	10mm	✓	✓			✓	V4

Packing	Pcs / ctn	M <sup>2</sup> / Ctn	Kg / Ctn	Ctns / Pallet	M <sup>2</sup> / Pallet
25x25cm	16	1	21	72	72



# Waxman Ceramics

---

**Head Office**                      **01422 311331**

Grove Mills  
Elland  
West Yorkshire  
HX5 9DZ  
England

Email            [info@waxmanceramics.co.uk](mailto:info@waxmanceramics.co.uk)  
Web              [www.waxmanceramics.co.uk](http://www.waxmanceramics.co.uk)

**Waxman Ceramics Ltd - Part of the Waxman Group**

The information contained within this document is, to the best of our knowledge, accurate at the time of production.  
We reserve the right to modify this document at any time.  
Whilst every attempt has been made to accurately reproduce colours and textures, images used within this document are only intended as a guide.  
Please refer to actual product samples before specifying or ordering.