



NORWICH

Glazed Ceramic & Glazed Porcelain Tiles




COLOURS




Sand Matt
30x60cm



Pearl Matt
30x60cm



White Matt
30x60cm



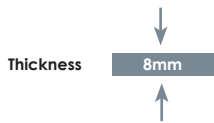
Sand Ghost Matt
30x60cm



Pearl Ghost Matt
30x60cm



White Ghost Matt
30x60cm



COLOURS



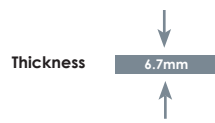
Sand
60x60cm



Pearl
60x60cm



White
60x60cm



Slip Resistance		
	R10	



Pearl - 60x60cm



Sand - 60x60cm



Pearl Ghost Matt & Pearl Matt - 30x60cm

SPECIFICATION AND PACKING

Glazed Ceramic

Suitability	Thickness	Walls		Floors		Frostproof	Colour Variation
		Internal	External	Internal	External		
30x60cm	8mm	✓				No	V2

Packing	Pcs / ctn	M ² / Ctn	Kg / Ctn	n Ctns / Pallet	M ² / Pallet
30x60cm	10	1.8	25.47	48	86.4

Glazed Porcelain

Suitability	Thickness	Walls		Floors		Frostproof	Colour Variation
		Internal	External	Internal	External		
60x60cm	6.7mm	✓	✓	✓		Yes	V2

Packing	Pcs / ctn	M ² / Ctn	Kg / Ctn	n Ctns / Pallet	M ² / Pallet
60x60cm	5	1.8	28.46	32	57.6

Waxman Ceramics

Head Office **01422 311331**

Grove Mills
Elland
West Yorkshire
HX5 9DZ
England

Email info@waxmanceramics.co.uk
Web www.waxmanceramics.co.uk

Waxman Ceramics Ltd - Part of the Waxman Group

The information contained within this document is, to the best of our knowledge, accurate at the time of production. We reserve the right to modify this document at any time. Whilst every attempt has been made to accurately reproduce colours and textures, images used within this document are only intended as a guide. Please refer to actual product samples before specifying or ordering.